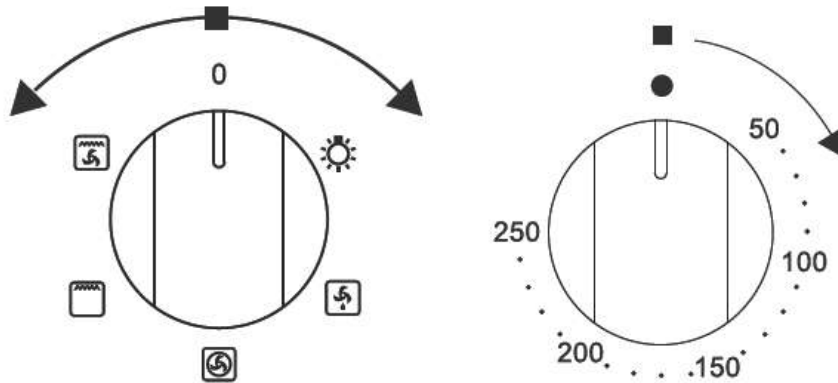







Esatto Oven Functions & Operations

To operate the oven you must:

- Select the required conditions of the oven. I.e. its temperature and a mode of heating.
- Set the knobs to the required positions, turning it to the right (clockwise).



EOI65

Function Symbol:	Function Type:	Function Description:
	Oven Light	By selecting this option, the lighting inside the oven is switched on. Note: The oven will not heat on this setting.
	Defrost	This function allows all frozen foods to be rapidly and delicately thawed thanks to the internal fan.
	Central element and fan	This function enables homogenous distribution of the heat inside the oven, making it possible to cook several items of food at the same time.
	Grill element	This function operates the top grill element. Important! You should only ever use the grill with the oven door shut.
	Grill and fan assist	This function operates the grill element with fan to distribute the heat evenly. Excellent combination for cooking chicken and a variety of roasts, sealing the juices in.

FAST START FEATURE

Your Esatto oven is equipped with a fast start function which can be used to bring your oven up to 150°C in approximately 4 minutes.

To use this feature:

- Set the oven function knob to the position of “Fan assisted Bottom & Central elements”.
- Set the temperature knob to 150°C (or lower if desired).
- Once the oven is at temperature, the “Oven Heating” indicator (Indicator D) will switch off.

USE OF THE GRILL

Your Esatto oven grills through the use of infrared rays emitted by the incandescent grill heater.

IMPORTANT! You should always use the grill function with the door shut. When the grill is in use with the oven door open, accessible parts can become hot and damage can be done to the controls.

In order to use the grill:

- Set the oven function knob to one of the grill functions.
- Heat the oven for approximately 4-5 minutes.
- Insert a tray with your dish onto the appropriate cooking shelf.

Note: The grill function can be used upto a maximum of 250°C, whilst the “Grill and fan assist” function can be used at a maximum of 200°C.